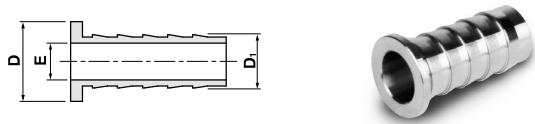



S-LOK Compression Tube Fittings

Tube Insert

SI



for Nylon or Soft Plastic Tubing



Installation Instructions

The S-LOK Tube Insert supports the soft plastic tubing, thus the tubing does not collapse when the ferrules deform it.

When you select a size of Tube Insert, check if the tubing O.D and I.D conform to those of the tube insert.

fractional

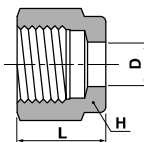
| Part No. | Tube O.D. | | Tube I.D. | | E |
|----------|-----------|-------|----------------|-------|-------|
| | D | | D ₁ | | |
| | in | mm | in | mm | |
| SI-3-2 | 3/16 | 4.76 | 1/8 | 3.17 | 2.28 |
| SI-4-2 | 1/4 | 6.35 | 1/8 | 3.17 | 2.28 |
| SI-4-3 | 1/4 | 6.35 | 3/16 | 4.76 | 3.55 |
| SI-5-2 | 5/16 | 7.93 | 1/8 | 3.17 | 2.28 |
| SI-5-3 | 5/16 | 7.93 | 3/16 | 4.76 | 3.04 |
| SI-5-4 | 5/16 | 7.93 | 1/4 | 6.35 | 4.82 |
| SI-6-3 | 3/8 | 9.52 | 3/16 | 4.76 | 3.04 |
| SI-6-4 | 3/8 | 9.52 | 1/4 | 6.35 | 4.82 |
| SI-8-4 | 1/2 | 12.70 | 1/4 | 6.35 | 4.82 |
| SI-8-6 | 1/2 | 12.70 | 3/8 | 9.52 | 7.87 |
| SI-10-6 | 5/8 | 15.87 | 3/8 | 9.52 | 7.87 |
| SI-10-8 | 5/8 | 15.87 | 1/2 | 12.70 | 11.17 |
| SI-12-8 | 3/4 | 19.05 | 1/2 | 12.70 | 11.17 |
| SI-12-10 | 3/4 | 19.05 | 5/8 | 15.87 | 14.22 |
| SI-16-12 | 1 | 25.40 | 3/4 | 19.05 | 17.52 |

metric

| Part No. | Tube O.D. | Tube I.D. | E |
|------------|-----------|----------------|-----|
| | D | D ₁ | |
| SI-6M-4M | 6 | 4 | 2.8 |
| SI-8M-6M | 8 | 6 | 4.4 |
| SI-10M-8M | 10 | 8 | 6.4 |
| SI-12M-8M | 12 | 8 | 6.4 |
| SI-12M-10M | 12 | 10 | 8.3 |

Nut

SN



fractional

| Part No. | Tube O.D. | | Width across flat | | L |
|----------|-----------|-------|-------------------|-------|-------|
| | D | | H | | |
| | in | mm | in | mm | |
| SN-1 | 1/16 | 1.59 | 5/16 | 7.93 | 7.90 |
| SN-2 | 1/8 | 3.17 | 7/16 | 11.11 | 11.93 |
| SN-3 | 3/16 | 4.76 | 1/2 | 12.70 | 11.93 |
| SN-4 | 1/4 | 6.35 | 9/16 | 14.28 | 12.70 |
| SN-5 | 5/16 | 7.93 | 5/8 | 15.87 | 13.46 |
| SN-6 | 3/8 | 9.52 | 11/16 | 17.46 | 14.22 |
| SN-8 | 1/2 | 12.70 | 7/8 | 22.22 | 17.52 |
| SN-10 | 5/8 | 15.87 | 1 | 25.40 | 17.52 |
| SN-12 | 3/4 | 19.05 | 1-1/8 | 28.58 | 17.52 |
| SN-14 | 7/8 | 22.22 | 1-1/4 | 31.75 | 17.52 |
| SN-16 | 1 | 25.40 | 1-1/2 | 38.10 | 20.57 |
| SN-20 | 1-1/4 | 31.75 | 1-7/8 | 47.63 | 31.75 |
| SN-24 | 1-1/2 | 38.10 | 2-1/4 | 57.15 | 38.10 |
| SN-32 | 2 | 50.80 | 3 | 76.20 | 52.32 |

metric

| Part No. | Tube O.D. | Width across flat | L |
|----------|-----------|-------------------|------|
| | D | H | |
| SN-2M | 2 | 12 | 11.8 |
| SN-3M | 3 | 12 | 11.8 |
| SN-4M | 4 | 12 | 12.0 |
| SN-6M | 6 | 14 | 12.7 |
| SN-8M | 8 | 16 | 13.5 |
| SN-10M | 10 | 19 | 13.1 |
| SN-12M | 12 | 22 | 17.5 |
| SN-15M | 15 | 25 | 17.5 |
| SN-16M | 16 | 25 | 17.4 |
| SN-18M | 18 | 30 | 17.5 |
| SN-20M | 20 | 32 | 17.5 |
| SN-22M | 22 | 32 | 17.5 |
| SN-25M | 25 | 38 | 20.6 |
| SN-28M | 28 | 46 | 30.6 |
| SN-32M | 32 | 50 | 34.4 |
| SN-38M | 38 | 60 | 40.6 |