

ToLEDo Superia T5 AC

ToLEDo Superia T5 AC V2 5FT 3900LM 840
0029259

Product features

- 50,000 hours average rated lifetime
- Last 2.5 times longer than 49W 1449mm fluorescent tri-phosphor T5 lamp
- High switching cycles - 200,000X
- Omni-directional light distribution and wide beam angle
- Minimum and maximum operating temperature: -20°C to 50°C
- Glass construction and polycarbonate end-caps
- Only suitable for direct mains (AC 220-240V) operation
- Ideal for factories, parking lots, supermarkets, department stores, schools and offices
- Not suitable for operation with electronic/ECG or magnetic/CCG ballasts



PRODUCT OVERVIEW

Product name	ToLEDo Superia T5 AC V2 5FT 3900LM 840
Technology	LED
Watt (Rated) (W)	26
Lamp shape	Tube, double-ended
Cap/Base	G5
Lamp finish	Opal
Fixture rating	Open
General application	Education, Hospitality, Logistics & Industry, Museums & Galleries, Office, Residential & Consumer, Retail
ETIM Class	EC001959
E-number FI	4940791
Warranty	5 years
Luminous flux (lm)	3900
Colour temperature (K)	4000
Light colour	Cool White
CRI (Ra)	80
Colour Variation Initial (SDCM)	SDCM6
Beam Angle (°)	150
Photobiological Risk Group	RG0
Wattage (W)	26
Dimmable	No
Average life (Nominal) (h)	50000
IP rating	IP20
Product EAN number	5410288292595

DATA TABLE

General data

Product name	ToLEDo Superia T5 AC V2 5FT 3900LM 840
Technology	LED
Watt (Rated) (W)	26
Lamp shape	Tube, double-ended
Cap/Base	G5

ToLEDo Superia T5 AC

ToLEDo Superia T5 AC V2 5FT 3900LM 840

0029259

Lamp finish	Opal
Fixture rating	Open
General application	Education, Hospitality, Logistics & Industry, Museums & Galleries, Office, Residential & Consumer, Retail
Operating temperature range (°C)	-20°C...+45°C
Performance ambient temperature Tq (°C)	25
ETIM Class	EC001959
E-number FI	4940791
Warranty	5 years

Optical data

Luminous flux (lm)	3900
Luminous flux (Rated) (lm)	3900
Colour temperature (K)	4000
Light colour	Cool White
CRI (Ra)	80
Colour Variation Initial (SDCM)	SDCM6
Beam Angle (°)	150
Photobiological Risk Group	RG0
Lumen maintenance at end of nominal life (%)	70

Electrical data

Wattage (W)	26
Primary Supply/Product voltage - min (V)	220
Primary Supply/Product voltage - max (V)	240
Lamp power factor	0.9
Control gear required	No
No. Of switching cycles before premature failures	>100000
Dimmable	No
Inrush Current (A)	18.0
Inrush Duration (µs)	6
Lamp Energy Label (class)	D
Max. products per 16A C Breaker	67
Max. products per 20A C Breaker	83
Max. products per 10A B Breaker	42
Max. products per 13A B Breaker	55
Max. products per 16A B Breaker	67

Lifetime data

Lifespan L70 B50	50000
Average life (Nominal) (h)	50000
Average life (Rated) (h)	50000

Physical data

IP rating	IP20
Nominal Product Length (mm)	1462

ToLEDo Superia T5 AC

ToLEDo Superia T5 AC V2 5FT 3900LM 840
0029259

Nominal Product Diameter (mm)	17
Weight (kg)	0.17

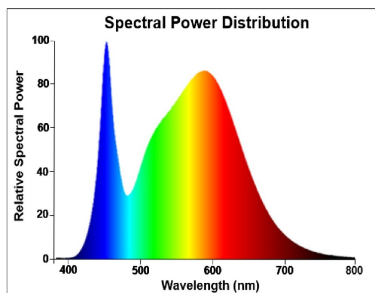
Packaging

Single packaging type	Carton
Product EAN number	5410288292595
Packaging single length / height (cm)	146.2
Packaging single width (cm)	1.8
Packaging single depth (cm)	1.8
DUN14 (outer)	15410288292592
Units per outer package	10
Packaging outer length / height (cm)	152.1
Packaging outer width (cm)	15.5
Packaging outer depth (cm)	7.8

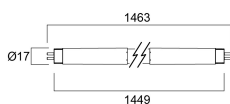
Safety data

Optimal operating condition (°C)	-20-45
Breakage cleaning instructions	Not applicable
Special purpose lamp	No
Suitable for household illumination	Yes
Safety message	Suitable for totally enclosed fixture

PHOTOMETRY



TECHNICAL DRAWINGS



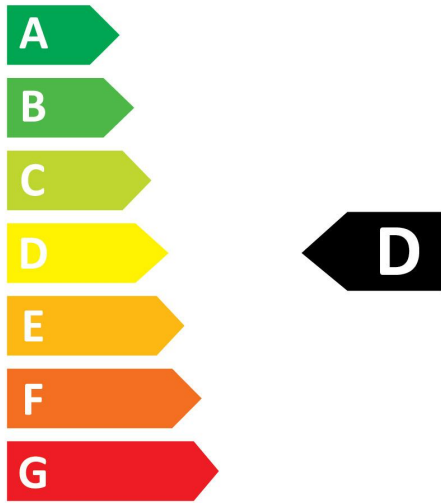
SYLVANIA

ToLEDo Superia T5 AC
ToLEDo Superia T5 AC V2 5FT 3900LM 840
0029259



SYLVANIA

0029259



26
kWh/1000h



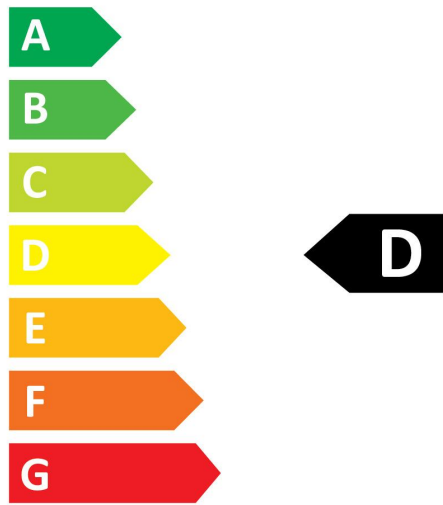
2019/2015

SYLVANIA

ToLEDo Superia T5 AC
ToLEDo Superia T5 AC V2 5FT 3900LM 840
0029259



0029259



26
kWh/1000h



2019/2015