



# fischer FIS V Plus



ETA-20/0603, EAD 330499-01-0601,  
Option 1 for cracked concrete,  
Option 7 for non-cracked concrete



ETA-20/0728, EAD 330087-00-0601,  
Post-installed rebar connection




ETA-20/0729, EAD 330076-00-0604,  
Masonry use categories b, c or d



See ICC-ES  
Evaluation Report  
ESR-2786  
at [www.icc-es.org](http://www.icc-es.org)



ÉMISSIONS DANS L'AIR INTÉRIEUR



Information sur le niveau d'émission de substances volatiles dans l'air intérieur, présentant un risque de toxicité par inhalation, sur une échelle de classe allant de A+ (très faibles émissions) à C (fortes émissions).

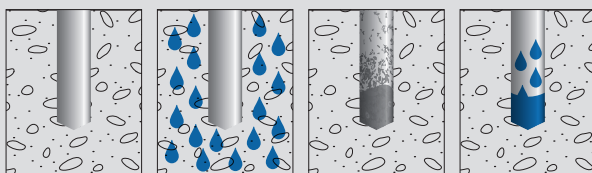


**fischer**

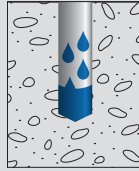

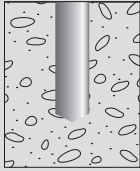
# fischer FIS V Plus



<b>DE</b>	Gebrauchsanweisung	<b>HR</b>	Upute za instalaciju	<b>DE</b>
<b>EN</b>	Operating instructions	<b>SR</b>	Uputstvo za instalaciju	<b>EN</b>
<b>FR</b>	Mode d'emploi	<b>TR</b>	Kurulum talimatları	<b>FR</b>
<b>NL</b>	Montagehandleiding	<b>EL</b>	Οδηγίες Εγκατάστασης	<b>NL</b>
<b>IT</b>	Istruzioni per l'installazione	<b>BG</b>	Инструкции за инсталиране	<b>IT</b>
<b>ES</b>	Instrucciones de uso	<b>RU</b>	Инструкция по установке	<b>ES</b>
<b>PT</b>	Instruções de utilização	<b>UK</b>	Інструкція з використання	<b>PT</b>
<b>DA</b>	Installationsvejledning	<b>KK</b>	Қолдану нұсқаулығы	<b>DA</b>
<b>SV</b>	Installationsinstruktioner	<b>ZH</b>	使用说明书	<b>SV</b>
<b>NO</b>	Installasjonsveiledning	<b>JA</b>	取扱説明書	<b>NO</b>
<b>FI</b>	Asennusohjeet	<b>KO</b>	사용 설명서	<b>FI</b>
<b>IS</b>	Notkunarleiðbeiningar	<b>HI</b>	Panduan Penggunaan	<b>IS</b>
<b>ET</b>	Kasutusjuhend	<b>AR</b>	تعليمات الاستخدام	<b>ET</b>
<b>LV</b>	Lietošanas instrukcija			<b>LV</b>
<b>LT</b>	Naudojimo instrukcija			<b>LT</b>
<b>PL</b>	Instrukcja instalacji			<b>PL</b>
<b>CS</b>	Návod k instalaci			<b>CS</b>
<b>SK</b>	Návod na používanie			<b>SK</b>
<b>HU</b>	Szerelési útmutató			<b>HU</b>
<b>RO</b>	Instrucțiuni de utilizare			<b>RO</b>
<b>SL</b>	Navodila za namestitvev			<b>SL</b>




<b>DE</b>	Trockener Beton	Nasser Beton	Verschmutztes Bohrloch	Wassergefülltes Bohrloch
<b>EN</b>	Dry concrete	Water saturated concrete	Contaminated drill hole	Water filled borehole
<b>FR</b>	Béton sec	Béton humide	Perçage non déposé	Trou inondé
<b>NL</b>	Droog beton	Met water verzadigd beton	Vervuild boorgat	Met water gevuld boorgat
<b>IT</b>	Calcestruzzo secco	Calcestruzzo saturo d'acqua	Foro sporco	Foro pieno d'acqua nel calcestruzzo
<b>ES</b>	Hormigón seco	Hormigón saturado de agua	Agujero de taladrado sucio	Taladro lleno de agua en hormigón
<b>PT</b>	Betão seco	Betão saturado de água	Furo com sujidade	Furo cheio de água
<b>DA</b>	Tør beton	Vandmættet beton	Tilsmudset borehul	Vandfyldt borehul
<b>SV</b>	Torr betong	Vattenmättad betong	Smutsigt hål	Vattenfyllt hål
<b>NO</b>	Tørr betong	Vannmettet betong	Tilskitnet borehull	Vannfylte borehull
<b>FI</b>	Kuiva betony	Veden kyllästämä betoni	Likaantunut poranreikä	Vedellä täytynyt porareikä
<b>IS</b>	Purr steinsteypa	Blaut steinsteypa	Óhreinn borhola	Vatnsfyllt borhola
<b>ET</b>	Kuivbetoon	Märgbetoon	Mustunud puuriauk	Veega täidetud puuriauk
<b>LV</b>	Sauss betons	Mitrš betons	Piesārņots urbums	Urbums ar ūdeni
<b>LT</b>	Sausas betonas	Drėgnas betonas	Užteršta išgręžta skylė	Vandens pripildyta išgręžta skylė
<b>PL</b>	Beton suchy wodą	Beton nasycony wodą	Zabrudzony wywiercony otwór	Wywiercony otwór wypełniony
<b>CS</b>	Suchý beton	Moký beton otvory vyvrtané do	Znečištěný vývrt	Naplněné vodou
<b>SK</b>	Suchý betón	Vodou nasýtený betón	Znečistený vývrt	Vodou naplnený otvor vyvrtaný
<b>HU</b>	Száraz beton	Nedves beton	Szennyezett furat	Vízzel töltött furat
<b>RO</b>	Beton uscat	Beton ud	Gaură forată contaminată	Gaură forată umplută cu apă
<b>SL</b>	Suh beton	Moker beton	Umazana izvrtina	Z vodo napolnjena izvrtina



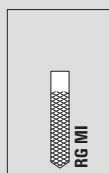
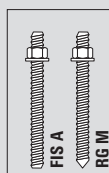
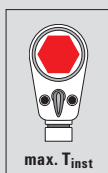
<b>HR</b>	Suhi beton	Mokri beton	Zaprļjani provrt	Vodom napunjen provrt	<b>DE</b>
<b>SR</b>	Suv beton	Mokar beton	Zaprļjan provrt	Provrt napunjen vodom	<b>EN</b>
<b>TR</b>	Kuru beton	Yaş beton	Kirli delik	Su dolu delik	<b>FR</b>
<b>EL</b>	Στεγνό μπετόν	Υγρό μπετόν	Βρώμικη τρύπα	Τρύπα γεμάτη νερό	<b>NL</b>
<b>BG</b>	Сух бетон	Мокър бетон	Замърсен отвор	Пълен с вода отвор	<b>IT</b>
<b>RU</b>	Сухой бетон	Водонасыщенный бетон	Загрязненное отверстие	Отверстие в бетоне, заполненное водой	<b>ES</b>
<b>UK</b>	Сухий бетон	Водонасичений бетон	Забруднений отвір	Заповнений водою отвір	<b>PT</b>
<b>KK</b>	Құрғақ бетон	Ылғалды бетон	Ластанған саңылау	Сумен толтырылған саңылау	<b>DA</b>
<b>ZH</b>	干燥混凝土	湿混凝土	受污的钻孔	注水的钻孔	<b>SV</b>
<b>JA</b>	いたベトン	湿ったベトン	汚れた掘削孔	水がたまった掘削孔	<b>NO</b>
<b>KO</b>	건조 콘크리트	습윤 콘크리트	이물질이 삽입된 드릴 구멍	물이 찬 드릴 구멍	<b>FI</b>
<b>HI</b>	Beton kering	Beton basah	Lubang bor terkontaminasi	Lubang bor terisi air	<b>IS</b>
<b>AR</b>	خرسانة جافة	خرسانة رطبة	ثقب ملوث	ثقب ممتلئ بالماء	<b>ET</b>
					<b>LV</b>
					<b>LT</b>
					<b>PL</b>
					<b>CS</b>
					<b>SK</b>
					<b>HU</b>
					<b>RO</b>
					<b>SL</b>



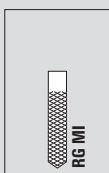
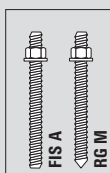
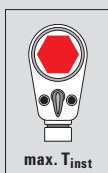
<b>DE</b>	Gerissener Beton	Ungerissener Beton	Bewehrungsanschluss	Vollstein	Lochstein	Porenbeton
<b>EN</b>	Cracked concrete	Non-cracked concrete	Reinforcement connection	Solid brick	Perforated brick	Aerated concrete
<b>FR</b>	Béton fissuré	Béton non fissuré	Scellement d'armatures	Maçonneries pleines	Maçonneries creuses	Béton cellulaire
<b>NL</b>	Gescheurd beton	Ongescheurd beton	Wapeningsaansluiting	Volle steen	Holle steen	Cellenbeton
<b>IT</b>	Calcestruzzo fessurato	Calcestruzzo non fessurato	Ferri di ripresa	Mattone pieno	Mattone forato	Calcestruzzo cellulare autoclavato
<b>ES</b>	Hormigón agrietado	Hormigón sin grietas	Conexión de refuerzo	Ladrillo macizo	Ladrillo perforado	Hormigón celular
<b>PT</b>	Betão fissurado	Betão não fissurado	Conetor de reforço	Pedra maciça	Pedra porosa	Betão celular
<b>DA</b>	Revnet beton	Ikkerevnet beton	Armerings-tilslutninger	Massiv sten	Hulsten	Porebeton
<b>SV</b>	Sprucken betong	Ej sprucken betong	Armeringsanslutning	Massiv sten	Hålsten	Lättbetong
<b>NO</b>	Betong med riss	Betong uten riss	Armeringsforbindelse	Helstein	Perforert (mur) stein	Porebetong
<b>FI</b>	Haljennut betoni	Halkeamaton betoni	Vahvistusliitântä	Umpitiili	Reikätiili	Solubetoni
<b>IS</b>	Sprungin steypa	Óbrotin steinsteypa	Tenging við styrkingu	Gegnheill steinn	Holusteinn	Loftfylltur steinn
<b>ET</b>	Pragunenud betoon	Pragudeta betoon	Sarrusühendus	Täistellis	Õonestellis	Poorbetoon
<b>LV</b>	Betons ar plaisām	Betons bez plaisām	Stiegrojuma savienojums	Masivs ķieģelis	Dobķieģelis	Gāzbetons
<b>LT</b>	Sutrūkinėjęs betonas	Vientisas betonas	Armatūros sujungimo elementas	Pilnavidurė plyta	Plyta su kiurymėmis	Porėtasis betonas
<b>PL</b>	Beton spękany	Beton niespękany	Złącze zbrojarskie	Cegła pełna	Pustak	Beton porowaty
<b>CS</b>	Beton s trhlinami	Beton bez trhlin	Připojka výztuže	Plně cihly	Děrované cihly	Pórobeton
<b>SK</b>	Betón s trhlinami	Betón bez trhlin	Styková výstuž	Plná tehla	Dierovaná tehla	Pórobetón
<b>HU</b>	Repedéses beton	Repedésmentes beton	Betonvasalatsatlakozás	Tömör kő	Lyukaskő	Porózus beton
<b>RO</b>	Beton fisurat	Beton fără fisuri	Racord de armătură	Cărămidă plină	Cărămidă cu găuri	Beton poros
<b>SL</b>	Razpokan beton	Nerazpokan beton	Priključek za armaturo	Polna opeka	Votla opeka	Porozni beton



<b>HR</b>	Ispucani beton	Neispucani beton	Priključak armature	Puni kamen	Šupljikavi kamen	Porobeton	<b>DE</b>
<b>SR</b>	Ispucao beton	Neispucao beton	Priključak armature	Puni kamen	Šupljikavi kamen	Porobeton	<b>EN</b>
<b>TR</b>	Çatlamış beton	Çatlamamış beton	Destek bağlantısı	Dolu tuğla	Delikli tuğla	Gözenekli beton	<b>FR</b>
<b>EL</b>	Μπετόν με ρωγμές	Μπετόν χωρίς ρωγμές	Σύνδεση οπλισμού	Συμπραγείς πλίνθοι	Διάτρητοι πλίνθοι	Πορώδες μπετόν	<b>NL</b>
<b>BG</b>	Напукан бетон	Ненапукан бетон	Връзка за армировка	Плътен камък	Порест камък	Газобетон	<b>IT</b>
<b>RU</b>	Треснутый бетон	Цельный бетон	Соединитель армирования	Полнотелый кирпич	Пустотелый кирпич	Пористый бетон	<b>ES</b>
<b>UK</b>	Тріснутий бетон	Бетон у зоні стиснення	Арматурне пруття	Бетон щільної структури	Бетон порожнистої структури	Газобетон	<b>PT</b>
<b>KK</b>	Жарықтары бар бетон	Бүтін бетон	Арматуралау қосылымы	Көлемді блок	Қуыс кірпіш	Кеуек бетон	<b>DA</b>
<b>ZH</b>	有裂縫的混凝土	无裂縫的混凝土	钢筋连接件	实心砖	空心砖	多孔混凝土	<b>SV</b>
<b>JA</b>	ひび割れがあるベトン	ひび割れないベトン	強化コネクタ	全面石材	穴付き石材	気泡コンクリート	<b>NO</b>
<b>KO</b>	균열 콘크리트	비균열 콘크리트	보강재 연결	일반 벽돌	공동 벽돌	기포 콘크리트	<b>FI</b>
<b>HI</b>	Beton retak	Beton tidak licin	Sambungan penguat	Batu bata penuh	Batu bata berlubang	Batu bata berpori	<b>IS</b>
<b>AR</b>	خرسانة متصدعة	خرسانة غير متصدعة	وصلة حديد مسلح	طوبة كاملة	طوبة مخزمة	خرسانة ذات مسام	<b>ET</b>

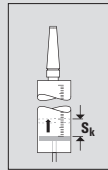
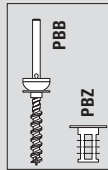
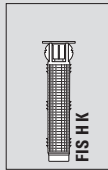
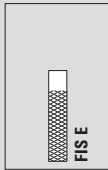
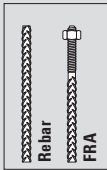


<b>DE</b>	Drehmoment	Verarbeitungszeit	Aushärtezeit	Ankerstangen	Innengewindeanker
<b>EN</b>	Required torque	Open time	Hardening time	Anchor rods	Internal thread anchors
<b>FR</b>	Couple	Temps de manipulation	Temps de durcissement	Tiges filetées	Douilles taraudées
<b>NL</b>	Draaimoment	Verwerkingstijd	Uithardtijd	Ankerstangen	Binnendraadanker
<b>IT</b>	Coppia	Tempo di lavorazione	Tempo di indurimento	Barre di ancoraggio	Ancoraggio con filettatura interna
<b>ES</b>	Par	Tiempo de tratamiento	Tiempo de endurecimiento	Barras de anclaje	Anclaje de rosca interior
<b>PT</b>	Binário	Tempo de processamento	Tempo de endurecimento	Tirantes de ancoragem	Ancoragem de rosca interna
<b>DA</b>	Tilspændingsmoment	Forarbejdsningstid	Hærdetid	Gevindstænger	Anker med indvendigt gevind
<b>SV</b>	Vridmoment	Bearbetningstid	Hårdningstid	Förankringsstänger	Ankare med innergång
<b>NO</b>	Dreiemoment	Bearbeidelsestid	Herdetid	Ankerstenger	Innvendig gjengeanker
<b>FI</b>	Vääntömomentti	Käsittelyaika	Kovettumisaika	Harustangot	Sisäkierrreankkuri
<b>IS</b>	Snúningsáttak	Vinnslutími	Þornunartími	Festistangir	Festing með skrufgangi að innanverðu
<b>ET</b>	Pöördemoment	Töötlemisaeg	Kõvastumisaeg	Ankurvardad	Sisekeermege ankur
<b>LV</b>	Griezies moments	Apstrādājāmības laiks	Sacietēšanas laiks	Enkura stienis	Iekšējās vitnes enkurs
<b>LT</b>	Sukimo momentas	Darbo su medžiaga laikas	Kietėjimo laikas	Inkariniai strypai	Strypas su vidiniu sriegiu
<b>PL</b>	Moment dokręcenia	Czas żelowania	Czas wiązania	Kotwy	Kotwy z gwintem wewnętrznym
<b>CS</b>	Utahovací moment	Doba zpracování	Doba vytvrzení	Kotevní tyče	Svorník s vnitřním závitem
<b>SK</b>	Utahovací moment	Doba spracovania	Doba vytvrdenia	Kotviace tyče	Kotva s vnútorným závitom
<b>HU</b>	Forgatónyomaték	Feldolgozási idő	Kikeményedési idő	Horgonyrudak	Belsőmenetes horgony
<b>RO</b>	Cuplu	Timp de punere in operă	Timp de întărire	Bare de ancorare	Ancoră cu filet interior
<b>SL</b>	Navor	Čas obdelave	Čas strjevanja	Sidra	Sidro z notranjim navojem



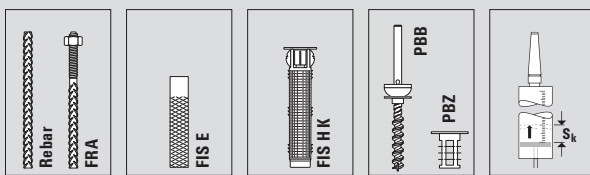
<b>HR</b>	Okretni moment	Vrijeme obrade	Vrijeme stvrdnjavanja	Sidrene šipke	Sidro s unutrašnjim navojem	<b>DE</b>
<b>SR</b>	Obrtni moment	Vreme obrade	Vreme otvrdnjavanja	Šipke za ankerovanje	Kotva s unutrašnjim navojem	<b>EN</b>
<b>TR</b>	Tork	Kullanma süresi	Sertleşme süresi	Dübel çubukları	İçten dişli dübel	<b>FR</b>
<b>EL</b>	Ροπή αόαφίξης	Χρόνος επεξεργασίας	Χρόνος σκλήρυνσης	Ντιζες αγκύρωσης	Αγκύρια εσωτερικού σπειρώματος	<b>NL</b>
<b>BG</b>	Въртящ момент	Време за обработка	Време за втвърдяване	Анкерни пръти	Анкерен болт с вътрешна резба	<b>IT</b>
<b>RU</b>	Крутящий момент	Время обработки	Время отверждения	Анкерные болты	Анкеры с внутренней резьбой	<b>ES</b>
<b>UK</b>	Крутий момент	Час обробки	Час затвердіння	Анкерні шпильки	Анкер із внутрішнім різьбленням	<b>PT</b>
<b>KK</b>	Айналдыру моменті	Өңделу уақыты	Қатаю уақыты	Анкерлік болттары	Ішкі бұрандасы бар анкерлер	<b>DA</b>
<b>ZH</b>	扭矩	加工时间	硬化时间	系杆	内部螺纹系杆	<b>SV</b>
<b>JA</b>	トルク	加工時間	凝固時間	アンカーロード	めねじアンカー	<b>NO</b>
<b>KO</b>	토크	작업 시간	경화 시간	앵커 로드	내부 스레드 앵커	<b>FI</b>
<b>HI</b>	Torsi	Waktu pemrosesan	Waktu pengerasan	Batang jangkar	Jangkar berulir dalam	<b>IS</b>
<b>AR</b>	عزم الدوران	وقت التصنيع	وقت التصلب	قضبان تثبيت	لولبة تثبيت داخلية	<b>ET</b>





<b>DE</b>	Bewehrungsstab Bewehrungsanker	Innengewinde- anker	Ankerhülse Kunststoff	Konusbohrer, Zentriertülle	Skalenteile
<b>EN</b>	Reinforcement rod Reinforcement anchor	Internal thread anchor	Plastic anchor sleeve	Cone drill, centring sleeve	Scale divisions
<b>FR</b>	Barres d'armatures Ancrage d'armature	Douilles taraudées	Tamis d'injection	Foret à rotule, douille de centrage	Graduations
<b>NL</b>	Wapeningsstaaf Wapeningsanker	Binnendraadanker	Ankerhuls kunststof	Conusboor, Centreerhuls	Schaalonderdelen
<b>IT</b>	Ferro di ripresa Ancoraggio di ripresa	Ancoraggio con filettatura interna	Boccola di ancoraggio in plastica	Punta conica, boccola di centra- gio	Divisioni di scala
<b>ES</b>	Barra de refuerzo Anclaje de refuerzo	Anclaje de rosca interior	Vaina de anclaje plástica	Broca cónica, bo- quilla para centrado	Unidades de escala
<b>PT</b>	Barra de armação Ancoragem de reforço	Ancoragem de rosca interna	Manga de ancoragem em plástico	Broca cónica, Manga de centra- gem	Intervalos de gradação
<b>DA</b>	Armeringsstav Armeringsanker	Anker med indvendigt gevind	Sihylse kunststof	Konusbor, centeringshylse	Skalatrín
<b>SV</b>	Armeringsjärn Armeringsankare	Ankare med inngångar	Ankarhylsa plast	Koniskt borr, centeringshylsa	Skaldelar
<b>NO</b>	Wapeningsstaaf Wapeningsanker	Innvendig gjenge anker	Ankerhylse kunststoff	Konusbor, senteringsstykke	Skaladeler
<b>FI</b>	Tartuntateräs Tartuntaankkuri	Sisäkierrreankkuri	Muovinen ankkurihylsy	Kartiopora, keskitysholkki	Asteikkojaot
<b>IS</b>	Styrktarteinn Styrktarfesting	Festing með skruf- gangi að innanverðu	Festihulsa gerviefni	Kónískur bor, miðstýringarkápa	Mælifvörði
<b>ET</b>	Sarrusvarras Sarrusankur	Sisekeermega ankur	Ankurhülss plast	Koonuspuur, Tsentreerimisümbriis	Skaala jaotused
<b>LV</b>	Enkura stiegrojuma Stienis	Iekšējās vitnes enkurs	Plastmasas enkura uzmava	Koniskais urbis, centrēšanas uzmava	Skalas iedaļas
<b>LT</b>	Armatūrinis strypas, Armatūrinis inkaras	Inkaras su vidiniu sriegiu	Plastikinė inkarinė įvorė	Kūginis grąžtas, centravimo įvorė	Skalės padalos
<b>PL</b>	Pręt zbrojarski Kotwa zbrojarska	Kotwa z gwintem wewnętrzny	Tuleja kotwiąca syntetyczna	Wiersto stożkowe, tulejka centrująca	Podziałki skali
<b>CS</b>	Výztužná tyč Kotva výztuže	Svorník s vnitřním závitem	Kotevní pouzdro plast	Kuželový vrták, středící pouzdro	Dílky na stupnici
<b>SK</b>	Výstužný prút Vystužovacia kotva	Kotva s vnútorným závitom	Puzdro z plastu	Kuželový vrták, centrovacie hrdlo	Diely na stupnici
<b>HU</b>	Betonvas rúd Horgonyzó vas	Belsőmenetes horgony	Műanyag horgonyhüvely	Kúpíró, központozó persely	Skálárészértékek
<b>RO</b>	Tijă de armătură Ancoră de armătură	Ancoră cu filet interior	Manșon de ancoră material plastic	Găuritor conic, înveliș de centrare	Diviziuni scală





<b>SL</b>	Armaturna palica Sidro armature	Sidro z notranjim navojem	Plastični sidrni vložek	Konusni sveder, centrirni tulec	Razdelki na skali
<b>HR</b>	Armaturna šipka Armaturno sidro	Sidro s unutrašnjim navojem	Plastična košuljica sidra	Konusno svrdlo, košuljica za centriranje	Dijelovi skale
<b>SR</b>	Armaturna šipka Armaturna kotva	Kotva sa unutrašnjim navojem	Plastična košuljica kotve	Konusna burgija, košuljica za centriranje	Delovi skale
<b>TR</b>	Takviye çubuğu Takviye demiri	İçten dişli dübel	Plastik dübel kovani	Konik matkap ucu, Merkezleme klavuzu	Kadran bölümleri
<b>EL</b>	Ράβδος οπλισμού Αγκύριο οπλισμού	Αγκύρια με εσωτερικό σπείρωμα	Πλαστικά βύσματα αγκύρωσης	Κωνικό τρυπάνι, περιβλήμα κεντραρισματος	Διαβαθμίσεις κλίμακας
<b>BG</b>	Армировъчен прът Армировъчен анкерен болт	Анкерен болт с вътрешна резба	Анкерна втулка пластмаса	Конусно свредло, центрираща приставка	Части на скалата
<b>RU</b>	Арматурный стержень Арматурный анкер	Анкер с внутренней резьбой	Анкерная гильза пластиковая	Конусное сверло, центрирующий футляр	Деление шкалы
<b>UK</b>	Арматурний стрижень Арматурний анкер	Анкер із внутрішнім різьбленням	Анкерна гільза Полімерний матеріал	Конусне свердло, Центрувальна втулка	Поділки шкали
<b>KK</b>	Арматуралық езек арматуралық анкері	ішкі бұрандасы бар анкерлер	Анкерлік төлке, пластмассасы	конустық бұрғысы, ортаға дәл келтіру ұшы	Шәкіл бөліктері
<b>ZH</b>	钢筋 钢筋锚杆	型内螺纹 锚柱	型塑料 螺丝套管	锥形钻头, 定心套筒	刻度
<b>JA</b>	鉄筋 強化アンカー	内ねじ付きアンカー	プラスチック製アンカースリーブ	テーパードリル、センタリングスリーブ	目盛り分割
<b>KO</b>	보강 로드 보강 앵커	내부 스레드 앵커	앵커 슬리브 폴라스틱	원추형 드릴, 센터링 케이스	스케일의 눈금폭
<b>HI</b>	Batang penguat Jangkar penguat	Jangkar berulir dalam	Selongsong jangkar plastik	Bor kerucut, Nosel pusat	Bagian skala
<b>AR</b>	قضيب حديد مسلح تثبيت حديد مسلح	لولية تثبيت داخلية	كُم تثبيت بلاستيكي	أجزاء المثقب مخروطي، كُم المركزة	أجزاء المقياس



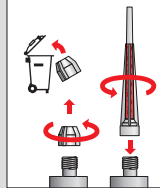
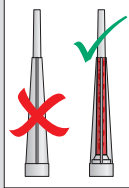
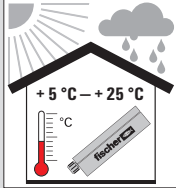


	 <b>CE</b> ETA-20/0603, EAD 330499-01-0601, Option 1 for cracked concrete		FIS A / RG M	<b>13 / 16 / 17</b>
	 <b>CE</b> ETA-20/0603, EAD 330499-01-0601, Option 7 for non-cracked concrete		RG MI	<b>14 / 18</b>
	 <b>CE</b> ETA-20/0603, EAD 330499-01-0601, Option 1 for cracked concrete		Rebar / FRA	<b>15 / 16 / 17</b>
	 <b>CE</b> ETA-20/0729, EAD 330076-00-0604, Masonry use categories b, c or d		FIS A / RG M	<b>19 / 21 / 22</b>
	 <b>CE</b> ETA-20/0729, EAD 330076-00-0604, Masonry use categories b, c or d		FIS E	<b>20 / 21 / 23</b>
	 <b>CE</b> ETA-20/0729, EAD 330076-00-0604, Masonry use categories b, c or d		FIS HK + FIS A / RG M	<b>24 / 25 / 27</b>
	 <b>CE</b> ETA-20/0729, EAD 330076-00-0604, Masonry use categories b, c or d		FIS HK + FIS E	<b>26 / 27</b>
	 <b>CE</b> ETA-20/0729, EAD 330076-00-0604, Masonry use categories b, c or d		FIS H 18 x 130/200 K, FIS H 22 x 130/200 K FIS A / RG M	<b>28 / 29</b>
	 <b>CE</b> ETA-20/0729, EAD 330076-00-0604, Masonry use categories b, c or d		PBB / FIS A / RG M	<b>30 / 32</b>
	 <b>CE</b> ETA-20/0729, EAD 330076-00-0604, Masonry use categories b, c or d		PBB / FIS E	<b>31 / 32</b>
	 <b>ES</b> See ICC-ES Evaluation Report ESR-2786 at www.icc-es.org		Rods / Rebars	<b>33 / 34 / 35</b>



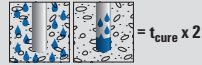
**STOP** 11/2024

**OK?**





FIS MR Plus (≤ 410 ml)  
FIS JMR (825 ml)






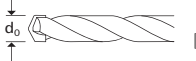
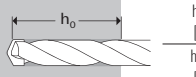

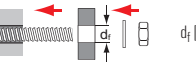
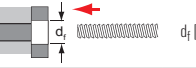
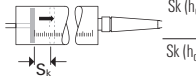
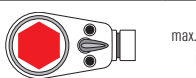

Temperature Range (°C)	t <sub>work</sub>			t <sub>cure</sub>		
	FIS VS Plus LOW SPEED	FIS V Plus (standard)	FIS VW Plus HIGH SPEED	FIS VS Plus LOW SPEED	FIS V Plus (standard)	FIS VW Plus HIGH SPEED
-10 °C - -5 °C	-	-	-	-	-	12 h
> -5 °C - ±0 °C	-	-	5 min.	-	24 h	3 h
> ±0 °C - +5 °C	-	13 min.	5 min.	6 h	3 h	3 h
> +5 °C - +10 °C	20 min.	9 min.	3 min.	3 h	90 min.	50 min.
> +10 °C - +20 °C	10 min.	5 min.	1 min.	2 h	60 min.	30 min.
> +20 °C - +30 °C	6 min.	4 min.	-	60 min.	45 min.	-
> +30 °C - +40 °C	4 min.	2 min.	-	30 min.	35 min.	-



Volume	Mixer	Art. No.	Product
150 ml 300 ml	KPM 2	053117	FIS MR Plus
150 ml 300 ml 345 ml 360 ml	FIS DM S	511118	
	FIS AM	058000	
	FIS DB S Pro	558955 (EU) 564960 (UK)	
380 ml 410 ml	FIS AP	058027	
	FIS AC	096497	
825 ml	FIS AM S-XL	563241	FIS JMR
	FIS DB SL Pro	562004 (EU) 564961 (UK)	



## FIS A, RG M

 M ...	M6	M8	M10	M12	M16	M20	M24	M27	M30
  <b>CE</b> ETA-20/0603, EAD 330499-01-0601, Option 1 for cracked concrete	-	✓	✓	✓	✓	✓	✓	✓	✓
  <b>CE</b> ETA-20/0603, EAD 330499-01-0601, Option 7 for non-cracked concrete	✓	✓	✓	✓	✓	✓	✓	✓	✓
 $d_0$ [mm]	8	10	12	14	18	24	28	30	35
 $h_0$ $h_{0,min}$ [mm] $h_{0,max}$ [mm]	50 72	60 160	60 200	70 240	80 320	90 400	96 480	108 540	120 600
 fischer BS $d_b$ [mm]	Ø 8	Ø 10	Ø 12	Ø 14	Ø 18	Ø 24	Ø 28	Ø 35	Ø 35
 $d_f$ [mm]	7	9	12	14	18	22	26	30	33
 $d_f$ [mm]	9	12	14	16	20	26	30	33	40
 $Sk (h_{0,min})$ [-]	2	2	3	3	5	11	15	18	28
 $Sk (h_{0,max})$ [-]	2	5	7	10	19	48	75	80	130
 max. $T_{inst}$ [Nm]	5	10	20	40	60	120	150	200	300






Rebar



FRA



## Rebar, FRA

	Rebar	<b>8</b>	<b>10</b>	<b>12</b>	<b>14</b>	<b>16</b>	<b>20</b>	<b>25</b>	<b>28</b>	
	FRA	-	-	<b>M12</b>	-	<b>M16</b>	<b>M20</b>	<b>M24</b>	-	
  ETA-20/0603, EAD 330499-01-0601, Option 7 for cracked concrete	Rebar	-	✓	✓	✓	✓	✓	✓	✓	
  ETA-20/0603, EAD 330499-01-0601, Option 7 for non-cracked concrete	Rebar	✓	✓	✓	✓	✓	✓	✓	✓	
  ETA-20/0603, EAD 330499-01-0601, Option 7 for non-cracked concrete	FRA	-	-	✓	-	✓	✓	✓	-	
 $d_o$	$d_o$ [mm]	12	14	16	18	20	25	30	35	
 $h_o$	$h_{o,min}$ [mm]	Rebar	60	60	70	75	80	90	100	112
	FRA				170		180	190	196	
$h_o$	$h_{o,max}$ [mm]	Rebar	160	200	240	280	320	400	500	560
	FRA				240		320	400	480	
 $d_b$	fischer BS	Ø 12	Ø 14	Ø 16	Ø 18	Ø 20	Ø 25	Ø 35	Ø 35	
	$d_b$ [mm]	14	16	20	20	25	27	40	40	
	$d_f$ [mm]	FRA	-	-	14	-	18	22	26	-
	$d_f$ [mm]	FRA	-	-	18	-	22	26	32	-
 $S_k$	$S_k (h_{o,min})$ [-]	Rebar	3	3	4	5	6	10	13	24
	FRA				10		14	22	26	
$S_k$	$S_k (h_{o,max})$ [-]	Rebar	7	10	14	18	24	45	65	116
	FRA				14		24	45	63	
	max. $T_{inst}$ [Nm]	FRA	-	-	40	-	60	120	150	-





FIS A / RG M




RG MI



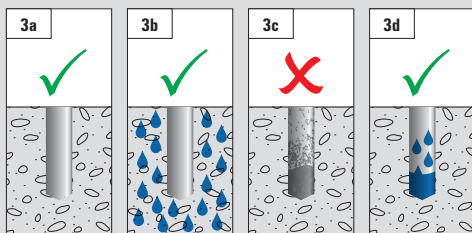
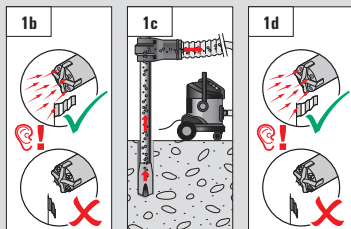
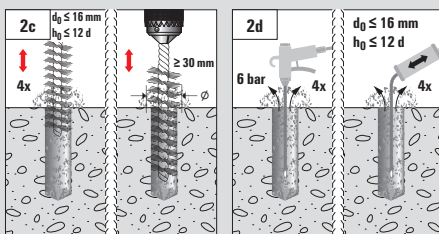
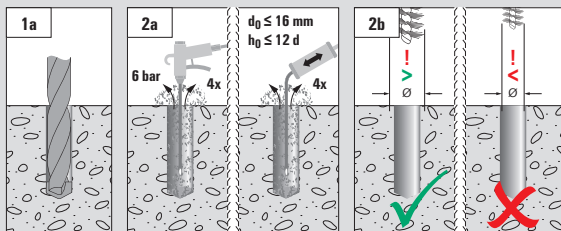
Rebar



FRA



## FIS A / RG M, RG MI, Rebar, FRA








FIS A / RG M



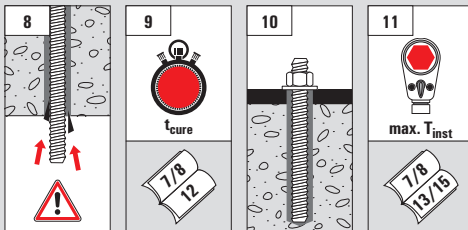
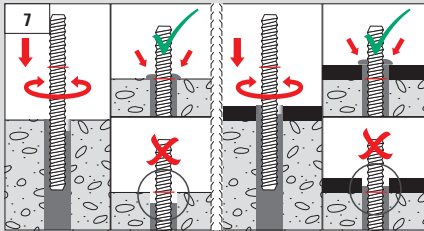
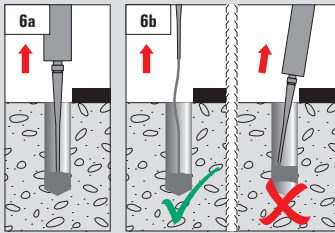
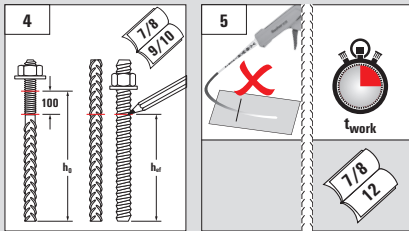
Rebar



FRA



## FIS A / RG M, Rebar, FRA

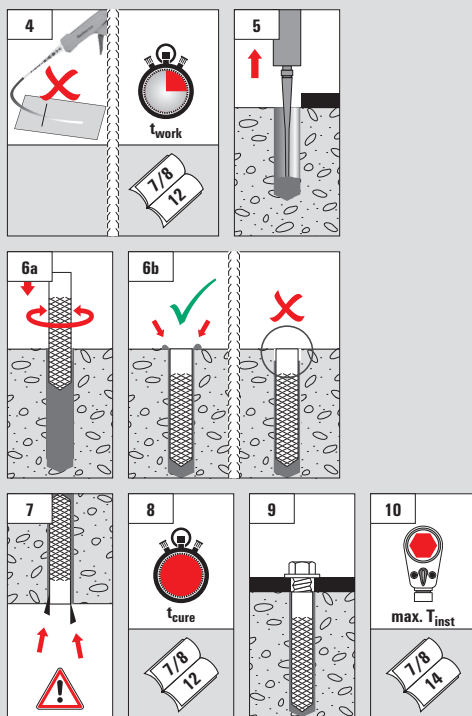




RG MI







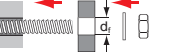
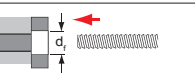
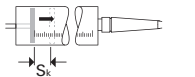

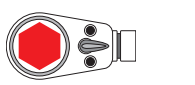


## RG MI





## FIS A / RG M



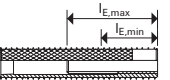

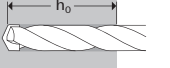

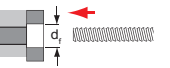
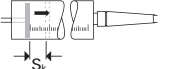



 FIS A / RG M	M6	M8	M10	M12	M16	
 <b>ETA-20/0729, EAD 338076-08-0604,</b> Masonry use categories b, c or d	✓	✓	✓	✓	✓	
 $d_0$ [mm]	8	10	12	14	18	
 $h_0$	$h_{0,min}$ [mm]	50	50	50	50	
	$h_{0,max}$ [mm]	100	100	100	100	
 fischer BS	$\emptyset$	8	10	12	14	18
	$d_b$ [mm]	9	11	14	16	20
 $d_f$ [mm]	7	9	12	14	18	
 $d_f$ [mm]	9	11	14	16	20	
 $S_k$	$S_k (h_{0,min})$ [-]	2	2	2	3	3
	$S_k (h_{0,max})$ [-]	3	3	4	5	6
 max. $T_{inst}$ [Nm]	 <a href="http://www.fischer-international.com">www.fischer-international.com</a> <a href="http://www.fischer.de">www.fischer.de</a> → ETA-20/0729					
	 <small>ETA-20/0729, EAD 338076-08-0604, Masonry use categories b, c or d</small>					



FIS E

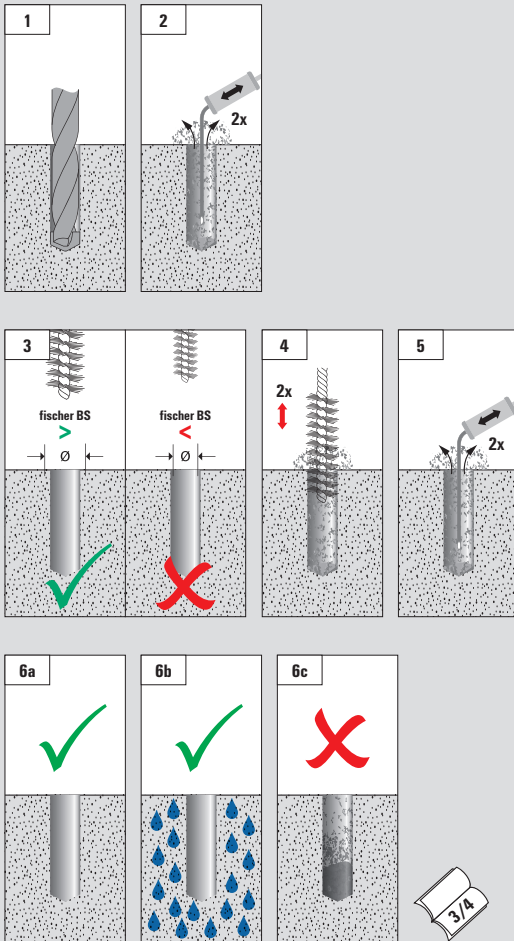


## FIS E

 FIS E	M6	M8	M10	M12
 ETA-20/0729, EAD 330076-00-0604, Masonry use categories b, c or d	✓	✓	✓	✓
 $l_{E,min}$	6	8	10	12
$l_{E,max}$	60	60	60	60
 $d_0$	14	14	18	18
 $h_0$	85	85	85	85
 fischer BS	Ø 14	Ø 14	Ø 18	Ø 18
$d_b$ [mm]	16	16	20	20
 $d_f$ [mm]	7	9	12	14
 Sk [-]	4	4	5	5
 max. $T_{inst}$ [Nm]	 <a href="http://www.fischer-international.com">www.fischer-international.com</a> <a href="http://www.fischer.de">www.fischer.de</a> → ETA-20/0729			
	 <small>ETA-20/0729, EAD 330076-00-0604, Masonry use categories b, c or d</small>			



## FIS A / RG M, FIS E

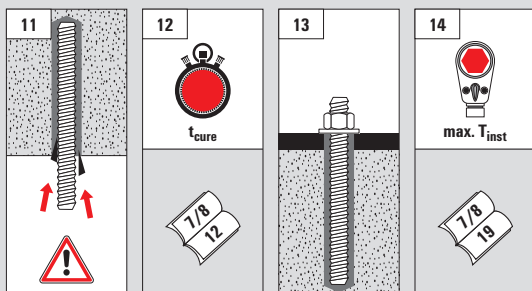
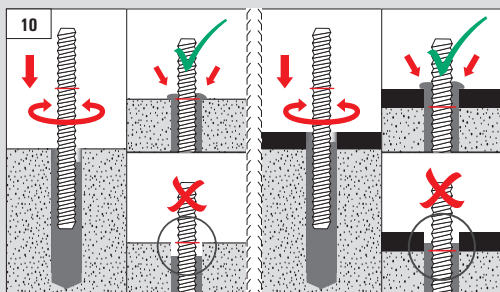
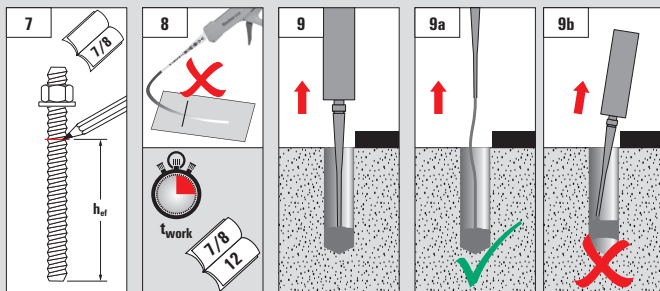




FIS A / RG M



## FIS A / RG M

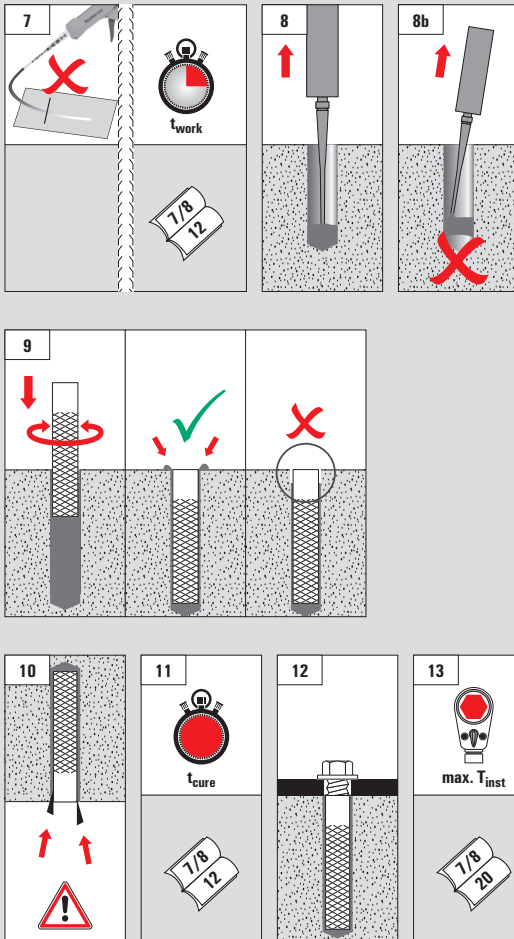




FIS E



## FIS E











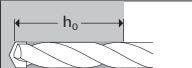


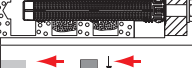
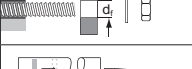


FIS A / RG M




FIS HK







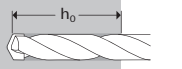

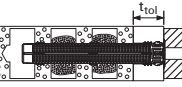
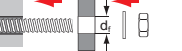
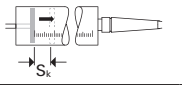



## FIS A / RG M

 FIS A / RG M  FIS HK	M6		M8				M10	
		12x50	12x85	12x50	12x85	16x85	16x130	16x85
 ETA-20/0729, EAD 330076-00-0604, Masonry use categories h, c and d	✓	✓	✓	✓	✓	✓	✓	✓
 $d_0$ [mm]	12	12	12	12	16	16	16	16
 $h_0$ [mm]	55	90	55	90	90	135	90	135
 fischer BS $d_b$ [mm]	Ø 12	Ø 12	Ø 12	Ø 12	Ø 16	Ø 16	Ø 16	Ø 16
 $t_{tol}$ [mm]	0	20	0	20	0	20	0	20
 $d_f$ [mm]	7	7	9	9	9	9	12	12
 Sk [-]	5	10	5	10	12	15	12	15
 max. $T_{inst}$ [Nm]	 <a href="http://www.fischer-international.com">www.fischer-international.com</a> <a href="http://www.fischer.de">www.fischer.de</a> → ETA-20/0729							
 ETA-20/0729, EAD 330076-00-0604, Masonry use categories h, c and d								





## FIS A / RG M


 FIS A / RG M  FIS HK	M12			M16		
		✓	✓	✓	✓	✓
 $d_0$ [mm]	20	20	20	20	20	20
 $h_0$ [mm]	90	135	205	90	135	205
 fischer BS $d_b$ [mm]	∅ 20	∅ 20	∅ 20	∅ 20	∅ 20	∅ 20
 $t_{tol}$ [mm]	0	20	20	0	20	20
 $d_f$ [mm]	14	14	14	18	18	18
 Sk [-]	15	25	40	15	25	40
 max. $T_{inst}$ [Nm]	 <a href="http://www.fischer-international.com">www.fischer-international.com</a> <a href="http://www.fischer.de">www.fischer.de</a> → ETA-20/0729					






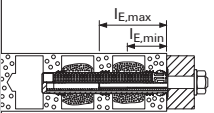

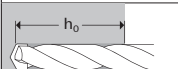

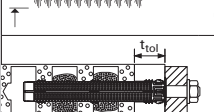
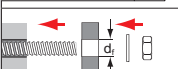
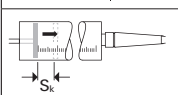
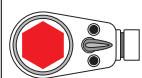


FIS E




FIS HK

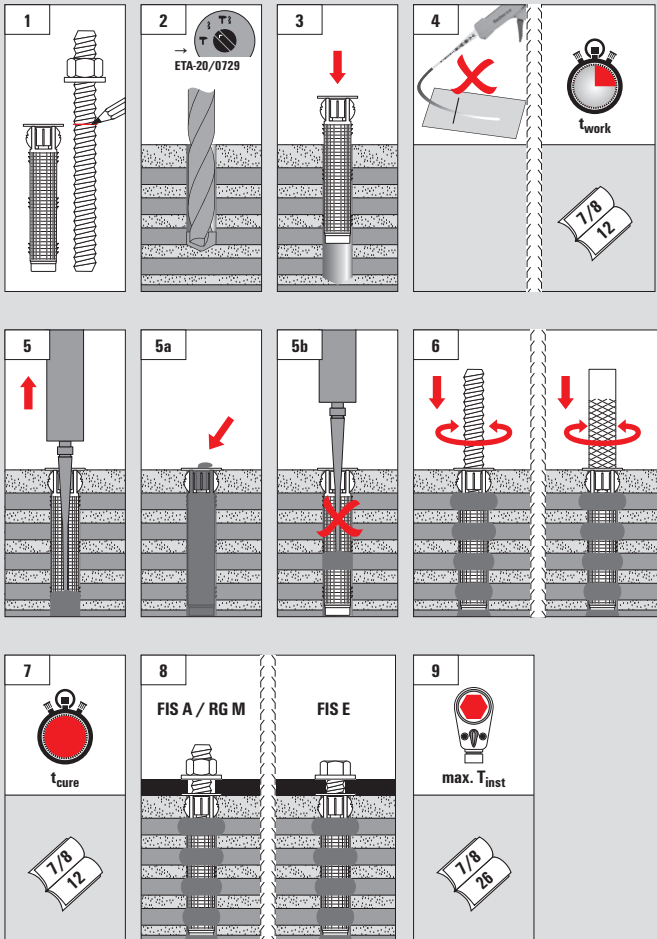


## FIS E

	FIS E	<b>M6</b>	<b>M8</b>	<b>M10</b>	<b>M12</b>
	FIS HK	16x85	16x85	20x85	20x85
		✓	✓	✓	✓
	$l_{E,min}$	6	8	10	12
	$l_{E,max}$	60	60	60	60
	$d_0$ [mm]	16	16	20	20
	$h_0$ [mm]	90	90	90	90
	fisher BS	Ø 16	Ø 16	Ø 20	Ø 20
	$d_b$ [mm]	20	20	25	25
	$t_{tol}$ [mm]	0	0	0	0
	$d_f$ [mm]	7	9	12	14
	Sk [-]	12	12	15	15
	max. $T_{inst}$ [Nm]			<a href="http://www.fischer-international.com">www.fischer-international.com</a> <a href="http://www.fischer.de">www.fischer.de</a> → ETA-20/0729	
					



## FIS A / RG M, FIS E, FIS HK






FIS A / RG M



FIS H 18 x 130/200 K,

FIS H 22 x 130/200 K



## FIS A / RG M, FIS H 18 x 130/200 K, FIS H 22 x 130/200 K


FIS A / RG M	<b>M10</b>	<b>M12</b>	<b>M16</b>	
FIS HK	18x130/200	18x130/200	22x130/200	
<b>CE</b> ETA-20/0729, EAD 330076-00-0604, Masonry use categories h, c or d	✓	✓	✓	
$d_0$	$d_0$ [mm]	18	18	22
$t_{tot}$	$t_{tot}$ [mm]	0	0	0
$t_{fix,max}$	$t_{fix,max}$ [mm]	200	200	200
$h_0$	$h_0$ [mm]	$135 + t_{fix}$	$135 + t_{fix}$	$135 + t_{fix}$
fischer BS $d_b$	$d_b$ [mm]	Ø 18	Ø 18	Ø 20
$d_b$	$d_b$ [mm]	20	20	25
$d_f$	$d_f$ [mm]	20	20	24
$Sk (h_{0,min})$	$Sk (h_{0,min})$ [-]	15	15	25
$Sk (h_{0,max})$	$Sk (h_{0,max})$ [-]	35	35	45
max. $T_{inst}$ [Nm]	<a href="http://www.fischer-international.com">www.fischer-international.com</a> <a href="http://www.fischer.de">www.fischer.de</a> → ETA-20/0729	<b>CE</b> ETA-20/0729, EAD 330076-00-0604, Masonry use categories h, c or d		



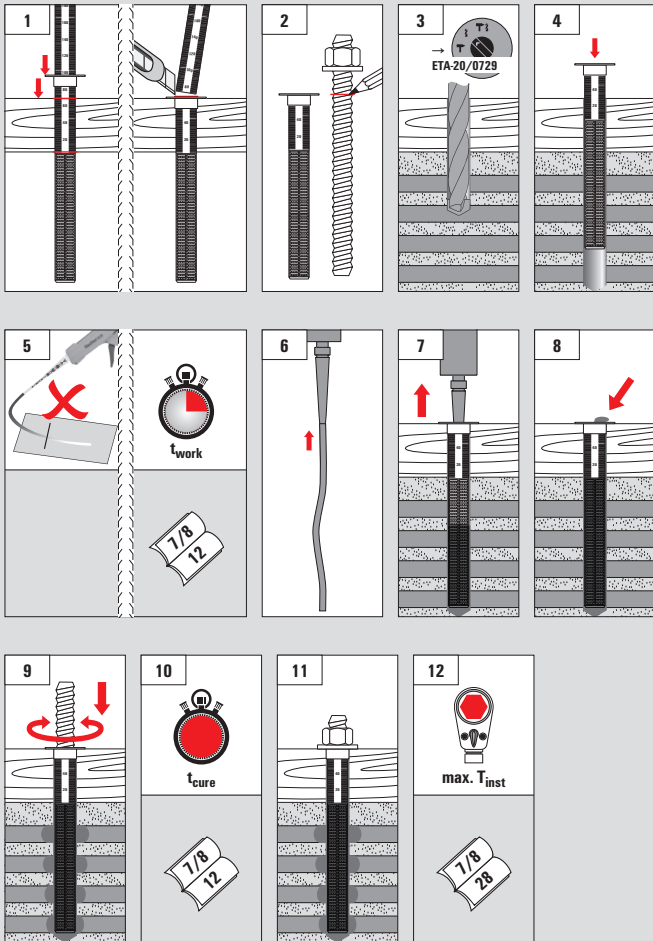
FIS A / RG M



FIS H 18x130/200 K,  
FIS H 22x130/200 K



## FIS A / RG M, FIS H 18x130/200 K, FIS H 22x130/200 K






FIS A / RG M



PBB



PBZ



## FIS A / RG M, PBB, PBZ

	FIS A / RG M	<b>M8</b>	<b>M10</b>	<b>M12</b>
	PBB	✓	✓	✓
	PBZ	✓	✓	✓
		✓	✓	✓
	$h_{0,1}$ [mm]	80	80	80
	$h_{0,2}$ [mm]	100	100	100
	$d_f$ [mm]	9	12	14
	$S_k(h_{0,1})$ [-]	15	15	15
	$S_k(h_{0,2})$ [-]	20	20	20
	max. $T_{inst}$ [Nm]	2	2	2




FIS E




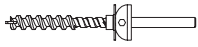


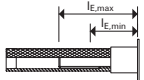
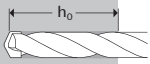
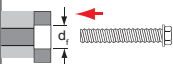
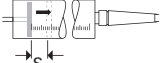

PBB



PBZ



## FIS E, PBB, PBZ

	FIS E	<b>M6</b>	<b>M8</b>
	PBB	✓	✓
	PBZ	✓	✓
		✓	✓
	$l_{E,min}$ [mm]	6	8
	$l_{E,max}$ [mm]	60	60
	$h_{0,1}$ [mm]	100	100
	$d_f$ [mm]	7	9
	Sk [-]	20	20
	max. $T_{inst}$ [Nm]	2	2



FIS A / RG M




FIS E



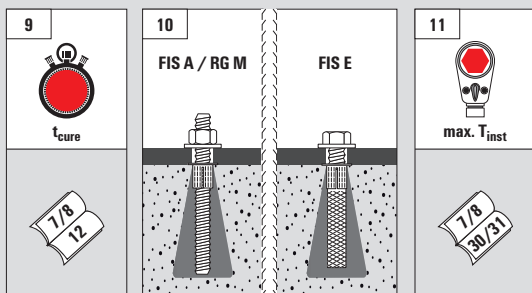
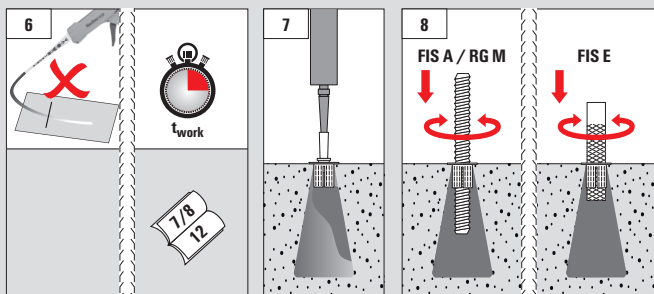
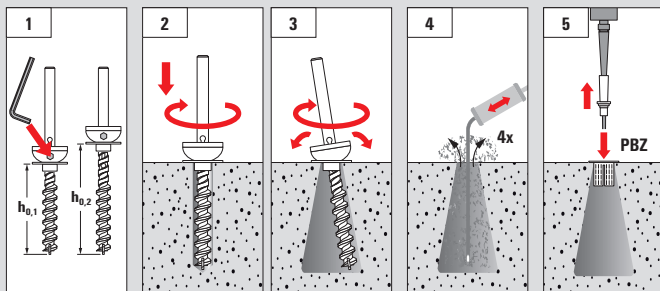
PBB



PBZ



## FIS A / RG M, FIS E, PBB, PBZ





## fischer Injection Mortar FIS V Plus

### A Preparing the cartridge

1. Remove the cap by turning it to left and pulling it off.
2. Insert the static mixer and lock it in place (turn to the right). **The spiral mixer in the static mixer must be clearly visible.** Never use without the static mixer!
3. Place the cartridge in the dispenser.
4. Press approx 10 cm of material out **until the resin mortar comes out evenly grey in colour.** Mortar which is not grey colour will not cure and must be disposed of.
5. The temperature of the concrete must be at least 23 °F (5 °C) and at most 104 °F (40 °C) (see Table III). The temperature of the cartridge must be at least 41 °F (5 °C).
6. After finishing work, leave the static mixer attached to the cartridge.

**Important:** If the processing time is exceeded, use a new static mixer and if necessary remove encrusted material in the cartridge mouth.

### B Installation

**Important:** Installation instructions - follow the pictograms 1-7 for the sequence of operating and refer to Tables I-III for setting details. The construction drawings must be adhered. For any applications not covered by this document or by any problems with installation contact fischer.

1. Drill hole with a hammer drill set. Observe the correct hole diameter and depth according to **Table I and Table II.**
- 2.1/2.2/2.3. Standing water in bore holes must be completely removed by blowing out before cleaning the bore hole. The drill hole must blown out four times with compressed air (oil-free  $\geq 87$  psi (6 bar)), brushed four times (minimal by hand) starting from the bottom of the hole and then again blown out four times with compressed air (oil-free  $\geq 87$  psi (6 bar)). For drill holes  $d_0 < 18$  mm it is allowed to use hand pump. The diameters of the brushes are given in **Table I.** Clean dirty brushes. Check brushes for wear with brush gauge (brush  $\varnothing \geq$  drill hole  $\varnothing$ ). If required use brush extension.
3. Fill approx.  $\frac{2}{3}$  of the hole with mortar starting from the bottom of the hole. For drill hole depth  $> 150$  mm use an extension tube. Observe processing time.
4. Anchoring element must be straight and free of oil and other contaminants. Mark the anchor with correct embedment depth. Press the anchoring element down to the bottom of the hole, turning it slightly while so doing. After insert the anchoring element, excess mortar must emerge from the mouth of the hole.
5. For overhead installations and applications between horizontal and overhead use the appropriate injection adapter and wedges to support the anchor during curing time. Also use an injection adapter for all applications with a drill hole depth  $> 250$  mm or a drill hole diameter  $d_0 \geq 30$  mm. Use appropriate accessories to capture excess adhesive during installation of the anchor element in order to protect the unbonded portion of the anchor element from adhesive.
6. Do not disturb the anchoring element until cure time has elapsed. Do not apply load or installation torque moment to the anchor until the prescribed curing times are elapsed. The allowable working time and the minimum curing time are given in **Table III.**
7. The installation torque moments are given in **Table II.**

**Table III Processing and curing times**

Temperature range		Working time/ processing time	Curing time
°C	°F		
- 5 to ± 0	+23 to + 32	-	24 h
> ± 0 to + 5	> +32 to + 41	13 min	180 min
> + 5 to +10	> +41 to + 50	9 min	90 min
> +10 to +20	> +50 to + 68	5 min	60 min
> +20 to +30	> +68 to + 86	4 min	45 min
> +30 to +40	> +86 to +104	2 min	36 min

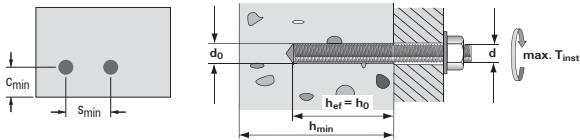
**Storage temperature: + 5 °C - + 25 °C / + 41 °F - + 77 °F**



**Store mortar  
in a cool dry place**

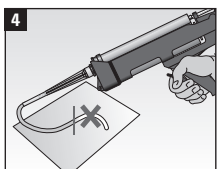
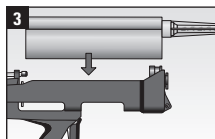
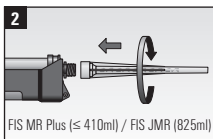
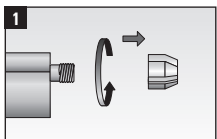
**Table I Drill hole diameter / Accessories**



Drill bit		Rods		Brush		Injection adapter	
$\emptyset$ [mm]	$\emptyset$ [inch]	$\emptyset$ [mm]	$\emptyset$ [inch]	$\emptyset$ [mm]	item No.	size	colour
10	3/8	M 8	-	11	78178	-	-
12	7/16	M10	3/8"	14	78179	12	nature
14	9/16	M12	1/2"	16	78180	14	blue
18	3/4	M16	5/8"	20	78181	18	yellow
24	1	M20	7/8"	26	78182	24	brown
28	1 1/8	M24	1"	30	78183	30	grey
30	1 1/4	M27	-	40	78184	30	grey
35	1 3/8	M30	1 1/4"	40	78184	35	brown

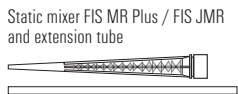
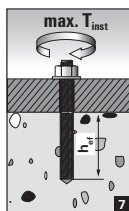
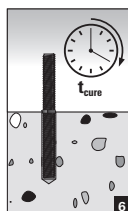
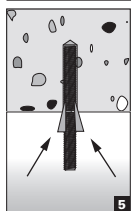
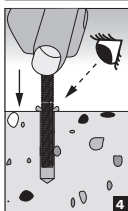
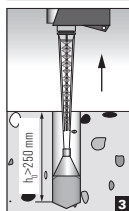
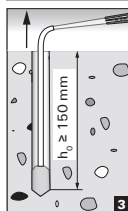
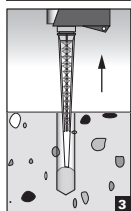
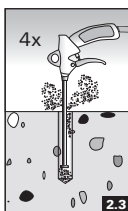
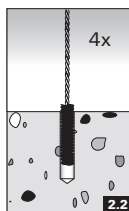
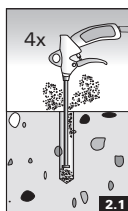
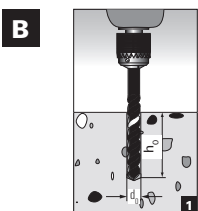

**Table II Threaded rod, metric**

d [mm]	d <sub>0</sub> [mm]	h <sub>ef,min</sub> [mm]	h <sub>ef,max</sub>		h <sub>min</sub>		S <sub>min</sub> = C <sub>min</sub>		T <sub>inst</sub>			
			[mm]	[inch]	[mm]	[inch]	[mm]	[inch]	[Nm]	[ft-lb]		
M 8	10	3/8	60	2,36	96	3,78			40	1,57	10	7,37
M10	12	7/16	60	2,36	120	4,72	h <sub>ef</sub> + 30	h <sub>ef</sub> + 1,25	45	1,77	20	14,75
M12	14	9/16	72	2,83	144	5,67			55	2,17	40	29,50
M16	18	3/4	96	3,78	192	7,56			65	2,56	60	44,25
M20	24	1	120	4,72	240	9,45			85	3,35	120	88,50
M24	28	1 1/8	144	5,67	288	11,34	h <sub>ef</sub> + 2d <sub>0</sub>	h <sub>ef</sub> + 2d <sub>0</sub>	105	4,13	150	110,62
M27	30	1 1/4	162	6,38	324	12,76			120	4,72	200	147,49
M30	35	1 3/8	180	7,09	360	14,17			140	5,51	300	221,24

# A FIS V Plus 360 S / FIS V Plus 380 C / FIS V Plus 410 C / FIS V Plus 825 S



Cartridge	Dispenser	Item No.	Static mixer
360 ml	FIS DM S	511118	FIS MR Plus 
	FIS AM	058000	
	FIS DB S Pro	558955	
	FIS AP	058027	
380 ml 410 ml	FIS AC	096497	FIS JMR 
825 ml	FIS AM S-XL	563241	
	FIS DB SL Pro	562004	



## Contact

### fischerwerke GmbH & Co. KG

Klaus-Fischer-Straße 1  
72178 Waldachtal  
Germany

T +49 7443 12-0  
info@fischer.de



#### Germany

**fischer Deutschland Vertriebs GmbH**  
Klaus-Fischer-Straße 1  
72178 Waldachtal  
T +49 7443 12 6000

#### Austria

**fischer Austria GmbH**  
Wiener Straße 95  
2514 Traiskirchen  
T +43 2252 53730 0

#### United Kingdom

**fischer fixings UK Ltd.**  
Whitely Road  
Oxon OX10 9AT Wallingford  
T +44 1491 82 79 00

#### France

**fischer S. A. S.**  
12, rue Livio, P. O. Box 10182  
67022 Strasbourg-Cedex 1  
T +33 388 39 18 67

#### Belgium

**fischer Cobemabel snr**  
Schaliënhoevendreef 20 D  
2800 Mechelen  
T +32 152 8 47 00

#### Netherlands

**fischer Benelux B.V.**  
Goomeer 14  
1411 DE Naarden  
T +31 35 6 95 66 66

#### Italy

**fischer italia S.R.L.**  
Corso Stati Uniti, 25  
Casella Postale 391  
35127 Padova Z.I. Sud  
T +39 049 806 31 11

#### Spain

**fischer Ibérica S.A.U.**  
Klaus Fischer 1  
43300 Mont-Roig del Camp Tarragona  
T +34 977 83 87 11

#### Portugal

**fischerwerke Portugal, Lda.**  
Rua das Musas, Passeio dos Cruzados  
Lote 2.01 (Bloco3),  
Loja B (01.D) / Parque das Nações  
1990-171 Lisboa  
T +351 21 18 954 180

#### Denmark

**fischer a/s**  
Sandvadsvej 17 A  
4600 Køge  
T +45 46 32 02 20

#### Sweden

**fischer Sverige AB**  
Nyगतan 93  
602 34 Norrköping  
T +46 11 31 44 50

#### Norway

**fischer Norge AS**  
Oluf Onsumsvei 9  
0680 Oslo  
T +47 23 24 27 10

#### Finland

**fischer Finland Oy**  
Suomalaisentie 7 B  
02270 Espoo  
T +358 20 7414660

#### Poland

**fischerpolska Sp.z o.o**  
ul. Albatrosow 2  
30-716 Kraków  
T +48 12 2 90 08 80

#### Czech Republic

**fischer international s.r.o.**  
Průmyslová 1833  
25001 Brandyš nad Labem  
T +42 03 26 90 46 01

#### Slovakia

**fischer S.K. s.r.o.**  
Nová Rožňavská 134 A  
831 04 Bratislava  
T +421 2 4920 6046

#### Serbia

**fischer automotive systems**  
**KD Jagodina (fars)**  
Italijanska bb  
35000 Jagodina  
T +381 69 8053 001

#### Hungary

**fischer Hungária Bt.**  
Szerémi út 7/b  
1117 Budapest  
T +36 1 347 97 55

#### Romania

**fischer fixings Romania S.R.L.**  
Strada Oradiei, Nr. 1-3-5/7  
400220 Cluj Napoca, Judetul Cluj  
T +40 264 455 166

#### Turkey

**fischer Metal San. ve Tic. Ltd. Şti**  
Cevizli Mahallesi Mustafa Kemal Cad. No. 66,  
Hükükpular Towers A Blok Kat 9  
34865 Kartal Istanbul  
T +90 21 63 26 00 66

#### Greece

**fischer Hellas Emporiki EPE**  
Kalavriton 2 & Kaiafa  
14564 Kifissia, Athens  
T +30 210 2838 167

#### Russian Federation

**000 fischer Befestigungssysteme Rus**  
Leningradskoe shosse 47,  
Bldg.2, 2nd floor, apt.VI  
125195 Moscow  
T +7 49 52 23 61 62

#### China

**fischer (Taicang) fixings Co. Ltd.**  
No. 17, Lane 166, Guchuan Road, 14th Floor,  
Building 2, Zhongjun Tianyue Center  
200333 Shanghai  
T +86 21 51 00 16 68

#### Japan

**fischer Japan K.K.**  
Seishin Kudan Building, 3rd Floor 3-4-15  
Kudan Minami, Chiyoda-ku  
102-0074 Tokyo  
T +81 3 3263 4491

#### Singapore

**fischer systems Asia Pte. Ltd.**  
4 Kaki Bukit Ave. #01-06  
417939 Singapore  
T +65 67 41 04 80

#### Republic of Korea

**fischer Korea Co., Ltd**  
Room 601/602, Kolon Digital Billant 30,  
Digitalro 32-Gil, Guro-Gu,  
Seoul, Korea 08390  
T +82 15 44 89 55

#### United Arab Emirates

**fischer FZE**  
R/A 07, BA - 04,  
Jebel Ali Free Zone, Dubai  
T +97 14 8 83 74 77

#### United States

**fischer fixings LLC**  
1084 Doris Road  
48326 Auburn Hills, Michigan  
T +1 973 256 3045

#### Argentina

**fischer Argentina s.a.**  
Armenia 3044  
1605 Munro Ra-PCIA Buenos Aires  
T +54 1147 21 77 00

#### Brazil

**fischer brasil Industria e Comercio Ltda.**  
Avenida Marginal Projetada  
1652 Galpão  
15 - Barueri / São Paulo  
T +55 11 3178 25 20

#### Mexico

**fischer Sistemas de Fijación, S.A. de C.V.**  
Blvd. Manuel Avila Camacho 3130-400 B  
54020 Col. Valle Dorado, Tlalnepantla  
T +52 55 55 72 08 83

#### India

**fischer Building Materials India PVT Ltd.**  
Level IV and V, Unit No. 401 + 501,  
Prestige Garnet, Ulsoor road  
560042 Bangalore, Karnataka  
T +91 080-41 51 19 91/92/93

#### Philippines

**fischer PH Asia, Inc.**  
100 Congressional Avenue, Project 8  
1106 Quezon City, Metro Manila  
T +63 28 36 251 02

#### Vietnam

**fischer production Co. Ltd.**  
Road D14A, Industrial Park,  
Phuoc Dong commune,  
Go Dau district, Tay Ninh province

#### Qatar

**fischer fasteners QD Trading LLC**  
HUB Business Center,  
Barwa Commercial Avenue,  
Arkan Building No. 115,  
Block No. 4, Office No. 56,  
Street 964, Zone 56 Doha, Qatar

[www.fischer-international.com](http://www.fischer-international.com)  
[www.fischer.de](http://www.fischer.de)

**fischer**